

# WRF Four-Dimensional Data Assimilation (FDDA)

Jimmy Dudhia

# FDDA

- Method of nudging model towards observations or analysis
- May be used for
  - Dynamical initialization (pre-forecast period)
  - Creating 4D meteorological datasets (e.g. for air quality model)
  - Boundary conditions (outer domain nudged towards analysis)

# Method

- ◆ Model is run with extra nudging terms for horizontal winds, temperature and water vapor
- ◆ In analysis nudging, these terms nudge point-by-point to a 3d space- and time-interpolated analysis field
- ◆ In obs-nudging, points near observations are nudged based on model error at obs site
- ◆ The nudging is a relaxation term with a user-defined time scale around an hour or more
- ◆ Nudging will work with nesting and restarts

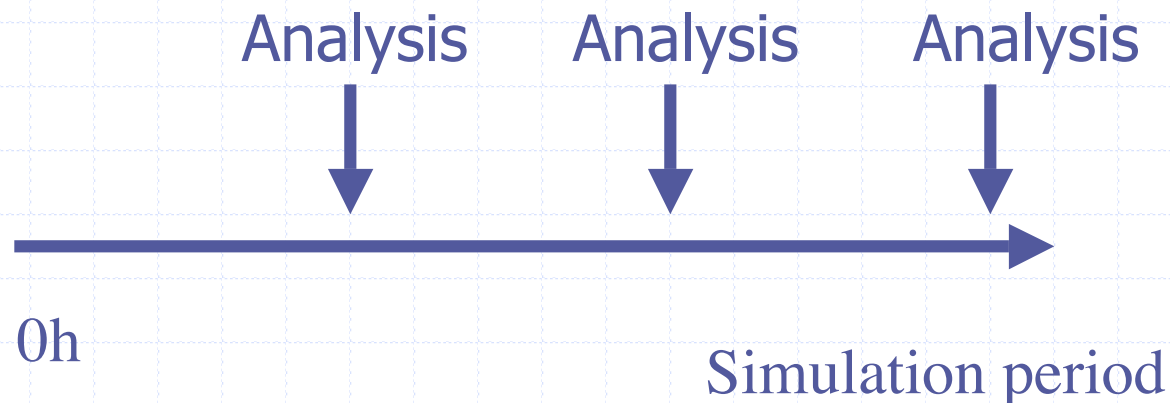
# Dynamic Initialization

- ◆ Model domains are nudged towards analysis in a pre-forecast period of 6-12 hours
- ◆ This has benefit of smooth start up at forecast time zero



# Four-Dimensional Met Analysis

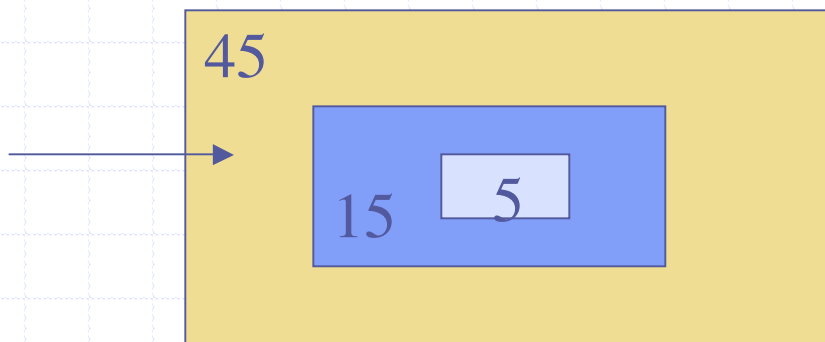
- ◆ Produces analyses between normal analysis times
- ◆ High-resolution balanced and mass-continuity winds can be output to drive off-line air quality models



# Boundary Conditions

- ◆ Nudge an outer domain towards analysis through forecast
- ◆ This has benefit of providing smoother boundary conditions to domain of interest than if 15 km domain is the outer domain with interpolated-analysis boundary conditions

Nudge 45  
km domain  
only



# FDDA Methods

## ◆ Two Methods

- Grid or analysis nudging (suitable for coarse resolution)
- Observation or station nudging (suitable for fine-scale or asynoptic obs)

## ◆ Nudging can be applied to winds, temperature, and water vapor

**Note:** nudging terms are fake sources, so avoid FDDA use in dynamics or budget studies

# Analysis Nudging (grid\_fdda=1)

- ◆ Each grid-point is nudged towards a value that is time-interpolated from analyses

$$\frac{\partial p^* \alpha}{\partial t} = F(\alpha, \mathbf{x}, t) + G_{\alpha} \cdot W_{\alpha} \cdot \epsilon_{\alpha}(\mathbf{x}) \cdot p^*(\hat{\alpha}_0 - \alpha)$$

In WRF  $p^*$  is mu



# Analysis Nudging

$$\frac{\partial p^* \alpha}{\partial t} = F(\alpha, \mathbf{x}, t) + G_\alpha \cdot W_\alpha \cdot \epsilon_\alpha(\mathbf{x}) \cdot p^*(\hat{\alpha}_0 - \alpha)$$

- ◆  $G$  is nudging inverse time scale
- ◆  $W$  is vertical weight (upper air and surface)
- ◆  $\epsilon$  is a horizontal weight for obs density (not implemented yet)

# Analysis Nudging

- ◆ 3d analysis nudging uses the WRF input fields at multiple times that are put in wrffdda file by program real when run with grid\_fdda=1
  - With low time-resolution analyses, it is recommended not to use 3d grid-nudging in the boundary layer, especially for temperature
- ◆ Surface (2d) analysis nudging not available yet (maybe later after Version 3)

# Analysis-Nudging namelist options

Can choose

- ◆ Frequency of nudging calculations (fgdt in minutes)
- ◆ Nudging time scale for each variable (guv, gt, gq in inverse seconds)
- ◆ Which variables not to nudge in the PBL (if\_no\_pbl\_nudging\_uv, etc.)
- ◆ Model level for each variable below which nudging is turned off (if\_zfac\_uv, k\_zfac\_uv, etc.)
- ◆ Ramping period over which nudging is turned off gradually (if\_ramping, dt\_ramp\_min)

# Obs Nudging (obs\_nudge\_opt=1)

- ◆ Each grid point is nudged using a weighted average of differences from observations within a radius of influence and time window

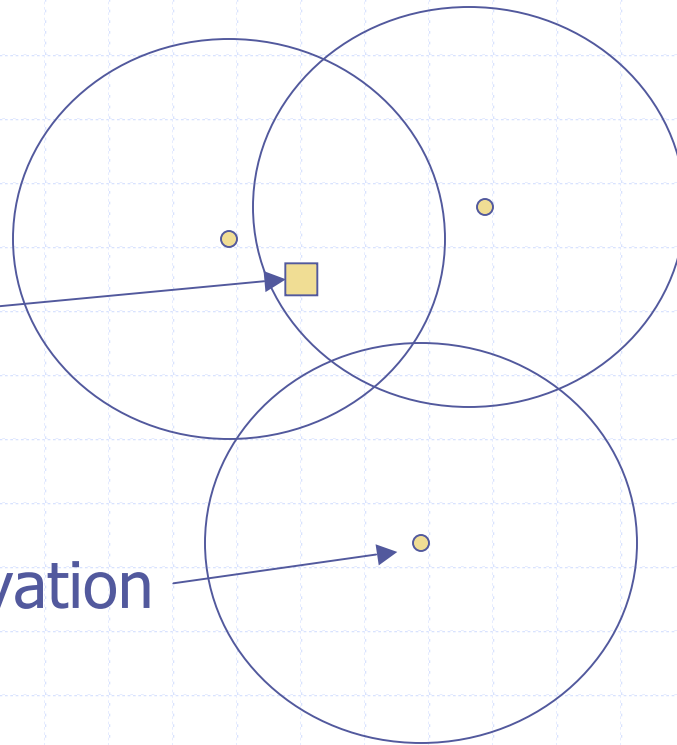
$$\frac{\partial p^* \alpha}{\partial t} = F(\alpha, \mathbf{x}, t) + G_\alpha \cdot p^* \frac{\sum_{i=1}^N W_i^2(\mathbf{x}, t) \cdot \gamma_i \cdot (\alpha_o - \hat{\alpha})_i}{\sum_{i=1}^N W_i(\mathbf{x}, t)}$$

$$W(\mathbf{x}, t) = w_{xy} \cdot w_\sigma \cdot w_t$$

# Obs Nudging

Grid point

observation



# Obs Nudging

$$w_{xy} = \frac{R^2 - D^2}{R^2 + D^2}$$

$$0 \leq D \leq R$$

$$w_{xy} = 0$$

$$D > R,$$

- R is radius of influence
- D is distance from ob modified by elevation difference

# Obs Nudging

$$w_t = 1$$

$$|t - t_0| < \tau/2$$

$$w_t = \frac{\tau - |t - t_0|}{\tau/2}$$

$$\tau/2 \leq |t - t_0| \leq \tau$$

- $\tau$  is the specified time window for the obs
- This is a function that ramps up and down

# Obs Nudging

- $w_\sigma$  is the vertical weighting – usually the vertical influence is set small (0.005 sigma) so that data is only assimilated on its own sigma level
- obs input file is a special ascii file with obs sorted in chronological order
  - each record is the obs (u, v, T, Q) at a given model position and time
  - Utility programs exist to convert data to this format from other common formats (see [www.mmm.ucar.edu/wrf/users/wrfv2/How\\_to\\_run\\_obs\\_fdda.html?](http://www.mmm.ucar.edu/wrf/users/wrfv2/How_to_run_obs_fdda.html?) )



# Obs-Nudging namelist options

Can choose

- ◆ Frequency of nudging calculations (iobs\_ionf)
- ◆ Nudging time scale for each variable (obs\_coef\_wind, etc.)
- ◆ Horizontal and vertical radius of influence (obs\_rinxy, obs\_rinsig)
- ◆ Time window (obs\_twindo)
- ◆ Ramping period over which nudging is turned off gradually (obs\_idynin, obs\_dtramp)

# FDDA Summary

- FDDA grid nudging is suitable for coarser grid sizes where analysis can be better than model-produced fields
- Obs nudging can be used to assimilate asynoptic or high-frequency observations
- Grid and obs nudging can be combined
- FDDA has fake sources and sinks and so should not be used on the domain of interest and in the time period of interest for scientific studies and simulations

# Further plans

- ◆ Add 2d (surface) nudging and integrate with 3d nudging
- ◆ Integrate with analyses produced by WRF-Var



End