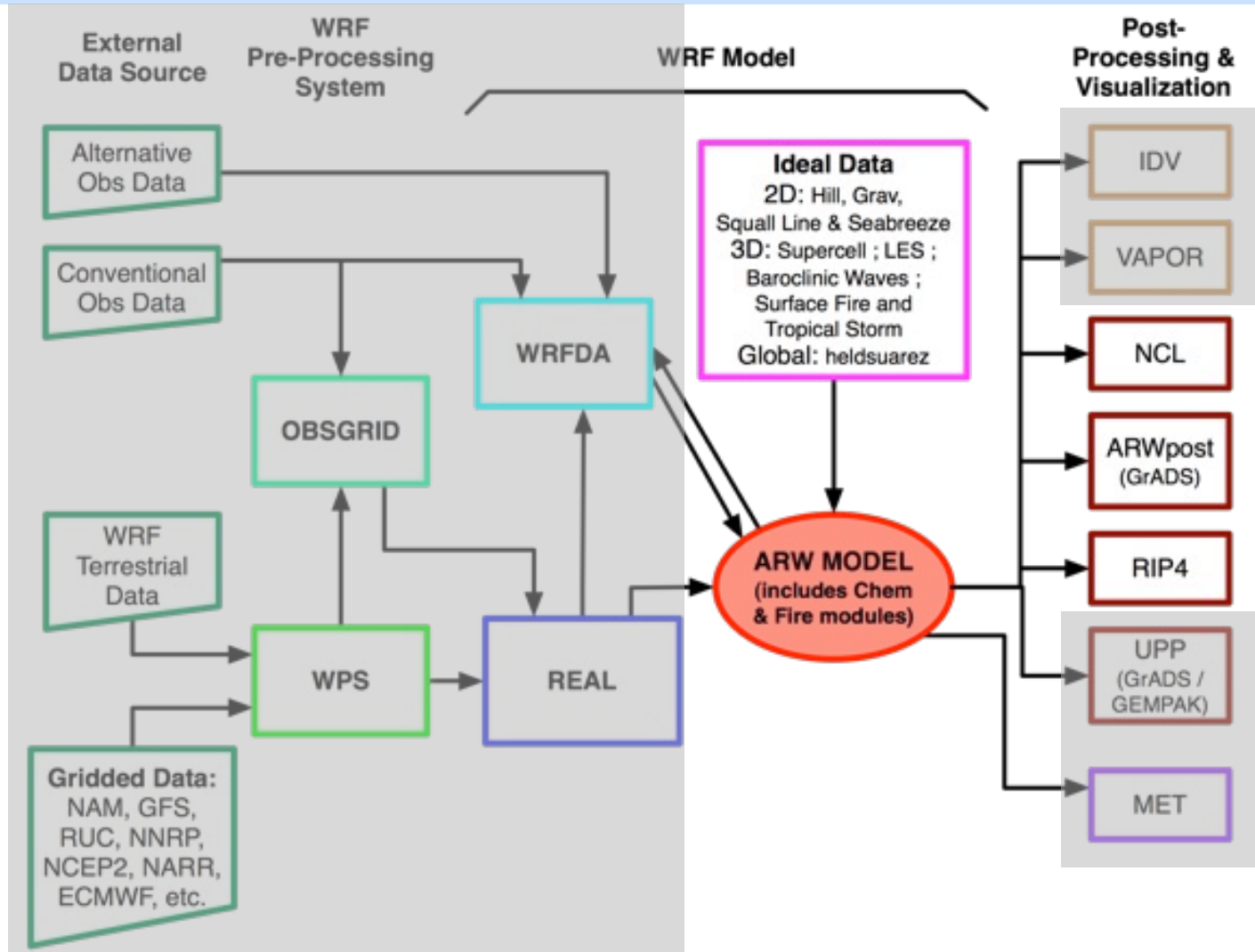


Initialization for Idealized Cases

Why do we provide idealized cases?

1. The cases provide simple tests of the dynamics solver for a broad range of space and time scale:
 - LES - Δx meters, $\Delta t < \text{second}$;
 - Baroclinic waves - Δx 100 km, $\Delta t = 10$ minutes.
2. The test cases reproduce known solutions (analytic, converged, or otherwise).
3. The cases provide a starting point for other idealized experiments.
4. They can be used to test physics development.
5. These tests are the easiest way to test the solver.

Idealized Cases: Introduction

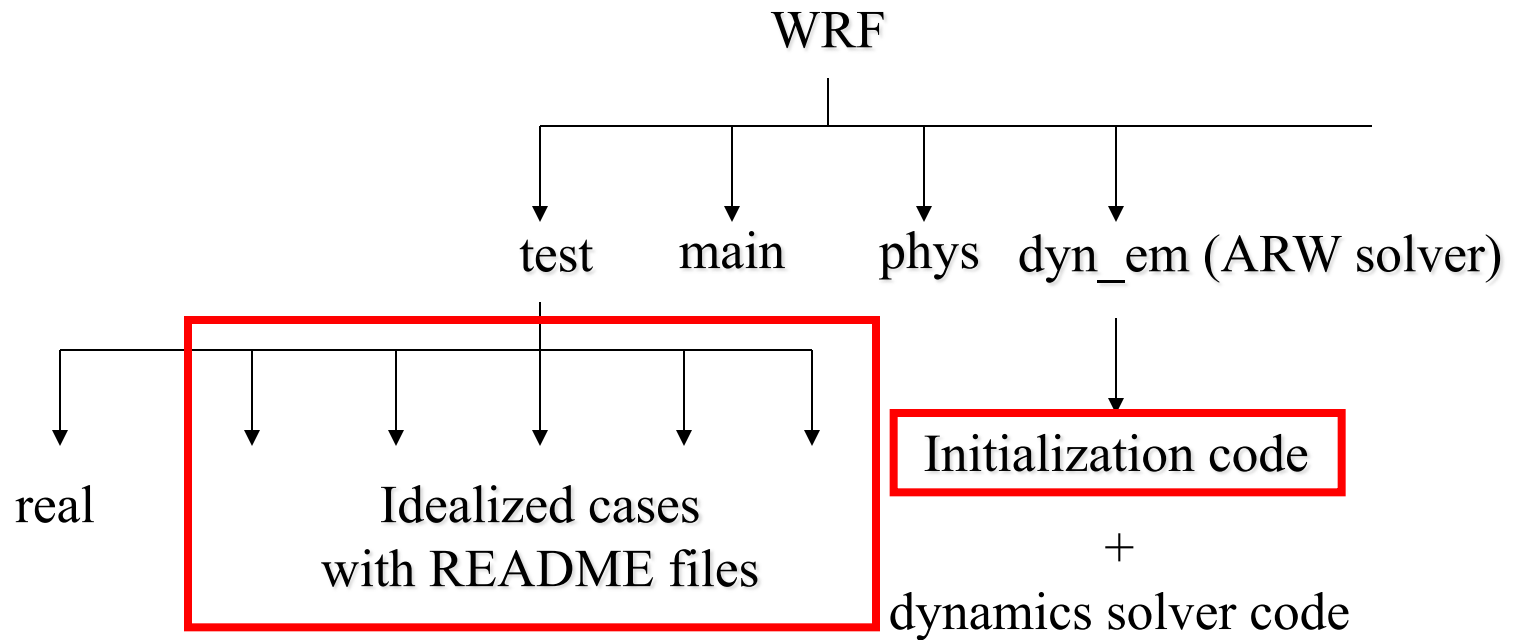


WRF ARW Tech Note

A Description of the Advanced Research WRF Version 4 (March 2019; WRF Version 4.1)

<http://www2.mmm.ucar.edu/wrf/users/docs/technote/contents.html>

WRF ARW code



Idealized Test Cases for the WRF ARW Model V4.5

- 2D flow over a bell-shaped mountain – *WRF/test/em_hill2d_x*
- 2D squall line (x, z ; y, z) – *WRF/test/em_squall2d_x, em_squall2d_y*
- 2D gravity current – *WRF/test/em_grav2d_x*
- 2D sea-breeze case – *WRF/test/em_seabreeze2d_x*
- 3D large-eddy simulation case – *WRF/test/em_les*
- 3D quarter-circle shear supercell thunderstorm – *WRF/test/em_quarter_ss*
- 3D tropical cyclone – *WRF/test/em_tropical_cyclone*
- 3D baroclinic wave in a channel – *WRF/test/em_b_wave*
- 3D global: Held-Suarez case – *WRF/test/em_heldsuarez*
- 1D single column test configuration – *WRF/test/em_scm_xy*
- 3D fire model test cases – *WRF/test/em_fire*
- 3D convective radiative equilibrium test – *WRF/test/em_convrad*

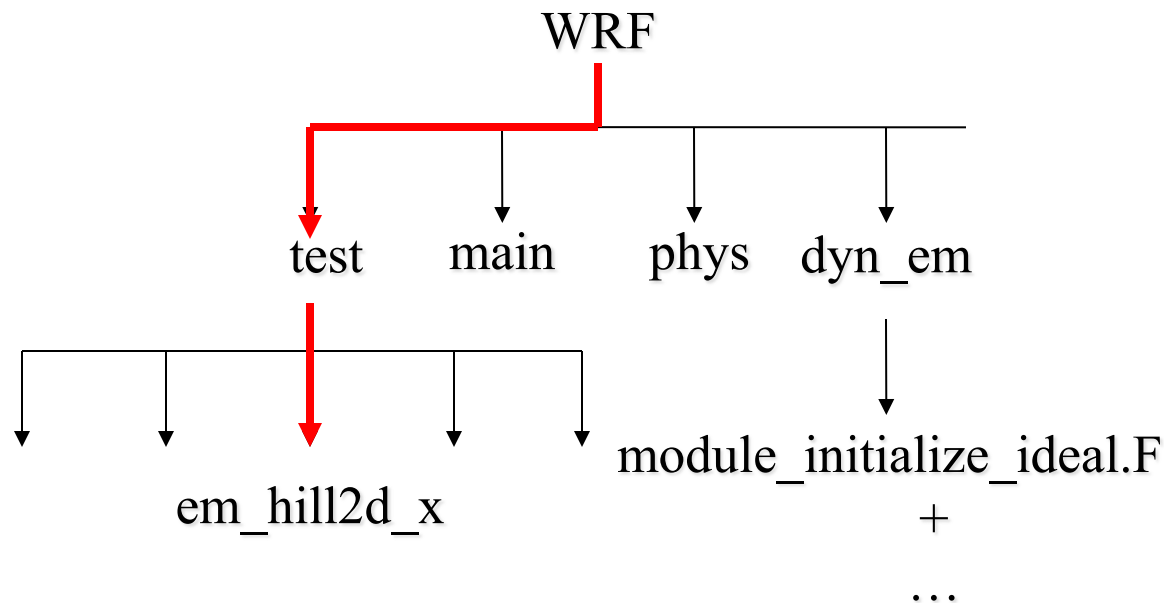
Idealized Cases: 2d flow over a bell-shaped mountain

Running a test case: *em_hill2d_x* example

2D Flow Over a Bell-Shaped Mountain

Initialization module: `dyn_em/module_initialize_ideal.F`

Case directory: `test/em_hill2d_x`



Idealized Cases: 2d flow over a bell-shaped mountain

From the WRF main directory:

- > configure (choose *serial* build, *no nesting* option)
- > compile em_hill2d_x

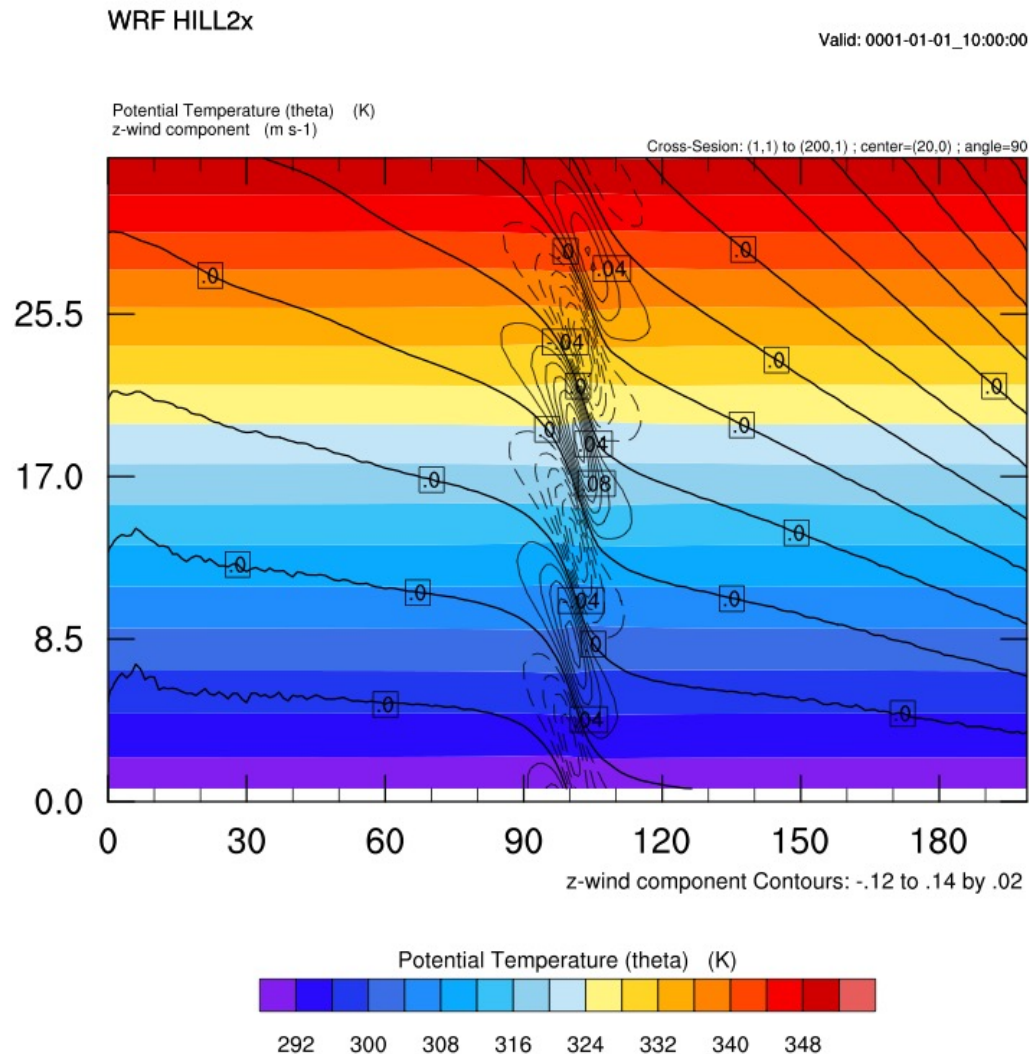
Move to the test directory:

- > cd test/em_hill2d_x
- > ideal.exe (this produces the ARW initial conditions)
- > wrf.exe (executes ARW)

Finish by plotting output using scripts downloaded from the ARW website (wrf_Hill2d.ncl)

Idealized Cases: 2d flow over a bell-shaped mountain

(dx = 2km, dt=20s, T=10 h, wrf_Hill2d.ncl)



What happens during the initialization

Initialization code: *WRF/dyn_em/module_initialize_ideal.F*

- Idealize test specifics are enabled in the code using the Fortran CASE construct.
SELECT CASE (model_config_rec%ideal_case)
CASE (hill2d_x)
- Model levels are set within the initialization to produce a stretched η coordinate (close to equally spaced z), or equally spaced η coordinate.
- Terrain is set in the initialization code
- A single sounding (z , θ , Q_v , u and v) is read in from
WRF/test/em_hill2d_x/input_sounding
- Sounding is interpolated to the ARW grid, equation of state and hydrostatic balance used to compute the full thermodynamics state.
- Wind fields are interpolated to model η levels.

3D meshes are always used, even in 2D (x,z ; y,z) cases. The third dimension contains only 5 planes, the boundary conditions in that dimension are periodic, and the solutions on the planes are identical in the initial state and remain so during the integration.

Idealized Cases: 2d flow over a bell-shaped mountain

Setting the terrain heights

In *WRF/dyn_em/module_initialize_ideal.F*

```
SUBROUTINE init_domain_rk ( grid, &
```

```
  CASE (hill2d_x)
```

```
    hm = 100.
```

```
    xa = 5.0
```

```
    icm = ide/2
```

mountain height and half-width

mountain position in domain
(center gridpoint in x)

```
  CASE (hill2d_x)
```

```
    DO j=jts,jte
```

```
      DO i=its,ite
```

Set height
field

```
        grid%ht(i,j) = hm/(1.+(float(i-icm)/xa)**2)
```

```
        grid%phb(i,1,j) = g*grid%ht(i,j)
```

```
        grid%php(i,1,j) = 0.
```

lower boundary condition

```
        grid%ph0(i,1,j) = grid%phb(i,1,j)
```

```
      ENDDO
```

```
    ENDDO
```

Idealized Cases: 2d flow over a bell-shaped mountain

Sounding File Format

File: *WRF/test/em_quarter_ss/input_sounding*

		surface Pressure (mb)	surface potential Temperature (K)	surface vapor mixing ratio (g/kg)		
line 1	→	1000.00	300.00	14.00		
each successive line is a point in the sounding	↗	250.00	300.45	14.00	-7.88	-3.58
		750.00	301.25	14.00	-6.94	-0.89
		1250.00	302.47	13.50	-5.17	1.33
		1750.00	303.93	11.10	-2.76	2.84
		2250.00	305.31	9.06	0.01	3.47
		2750.00	306.81	7.36	2.87	3.49
		3250.00	308.46	5.95	5.73	3.49
		3750.00	310.03	4.78	8.58	3.49
		4250.00	311.74	3.82	11.44	3.49
		4750.00	313.48	3.01	14.30	3.49
		height (m)	potential temperature (K)	vapor mixing ratio (g/kg)	U (west-east) velocity (m/s)	V (south-north) velocity (m/s)

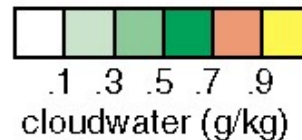
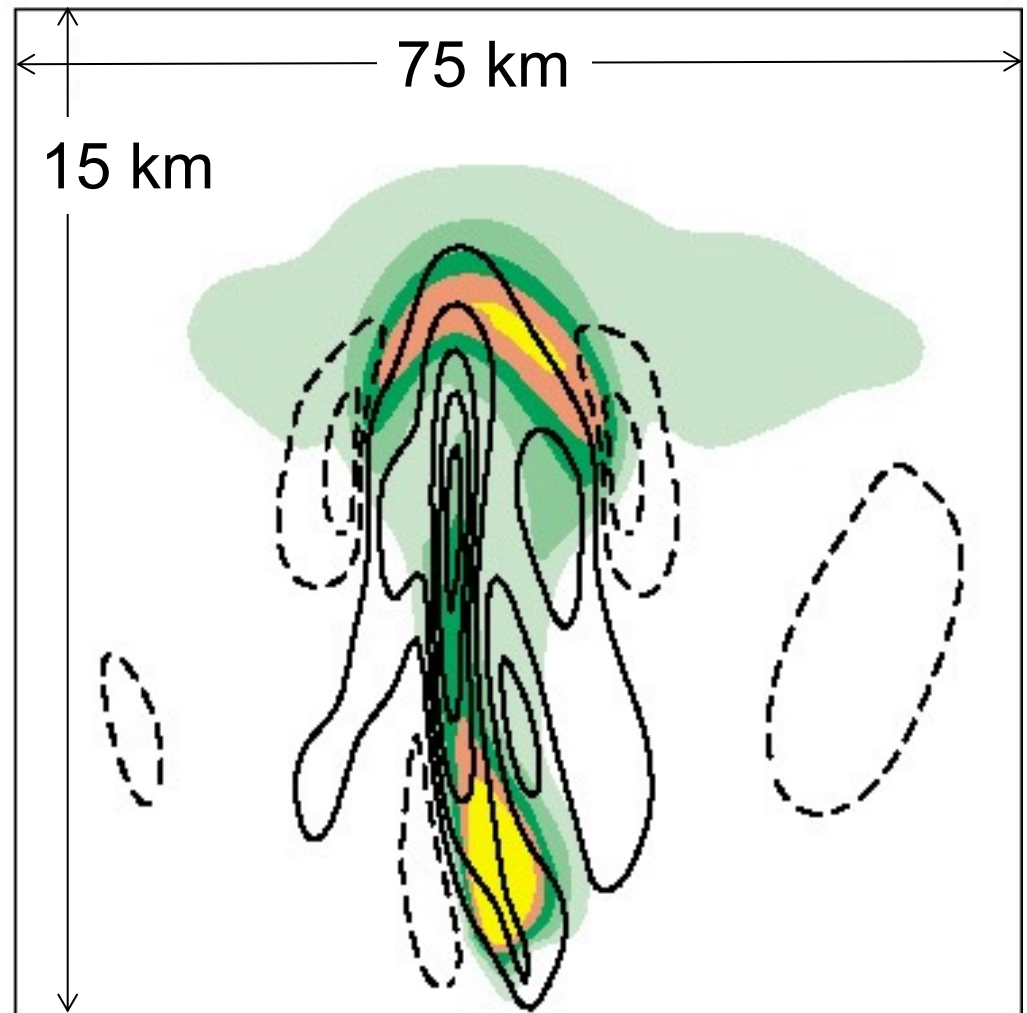
Idealized Cases: 2d squall line

Squall-line simulation

$T = 3600 \text{ s}$

$\Delta x = \Delta z = 250 \text{ meters}$

$v = 300 \text{ m}^2/\text{s}$



— vertical velocity
c. i. = 4 m/s, starting at = 2

Idealized Cases: 2d squall line

squall2d_x is (x,z), *squall2d_y* is (y,z); both produce the same solution.

Initialization code is in

WRF/dyn_em/module_initialize_ideal.F

This code also introduces the initial perturbation.

The thermodynamic soundings and hodographs are in the ascii input files

WRF/test/em_squall2d_x/input_sounding

WRF/test/em_squall2d_y/input_sounding

Idealized Cases: 2d gravity (density) current

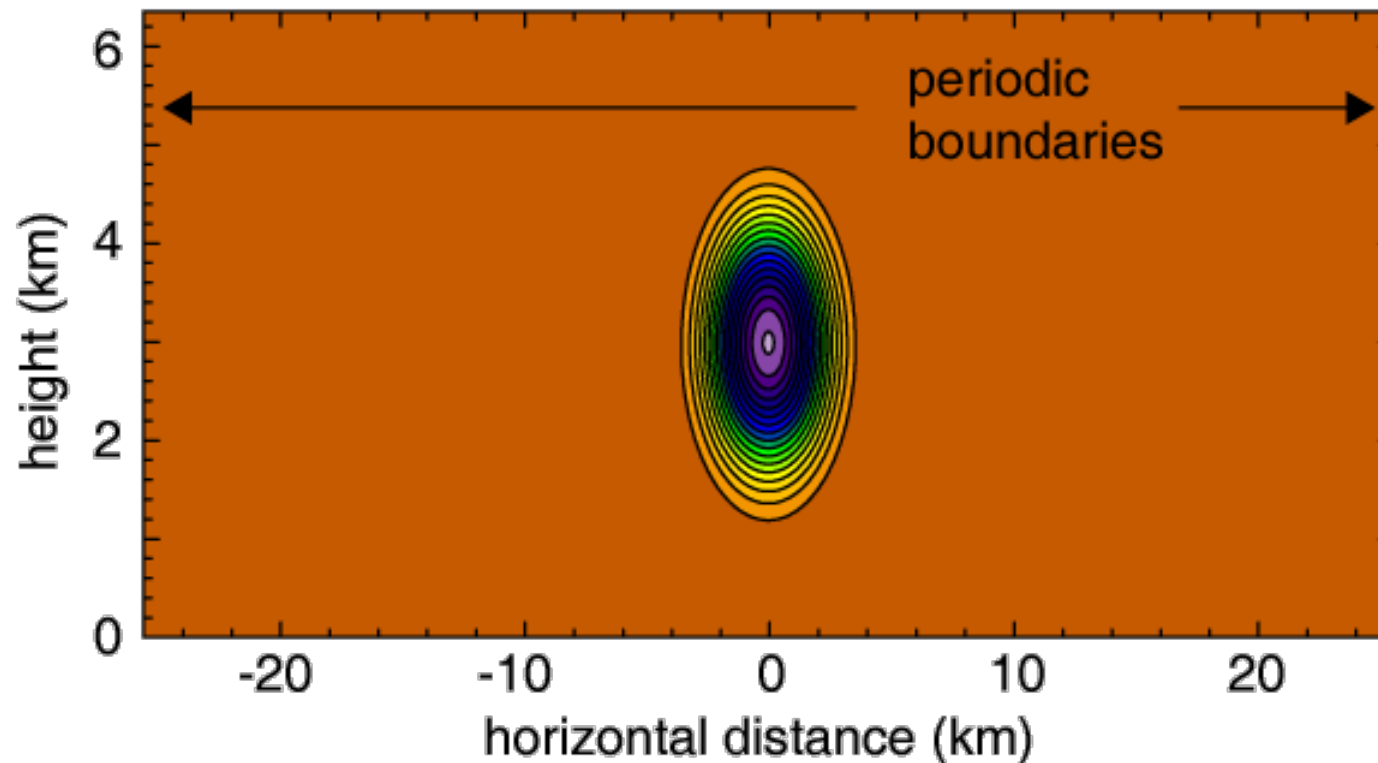
(Straka et al, IJNMF, 1993)

2D channel (x , z ; 51.2 x 6.4 km)

Initial state: $\theta = 300$ K (neutral) + perturbation (max = 16.2 K)

Eddy viscosity = $75 \text{ m}^2/\text{s}$ (constant)

Initial state, potential temperature (c.i. = 1 K)

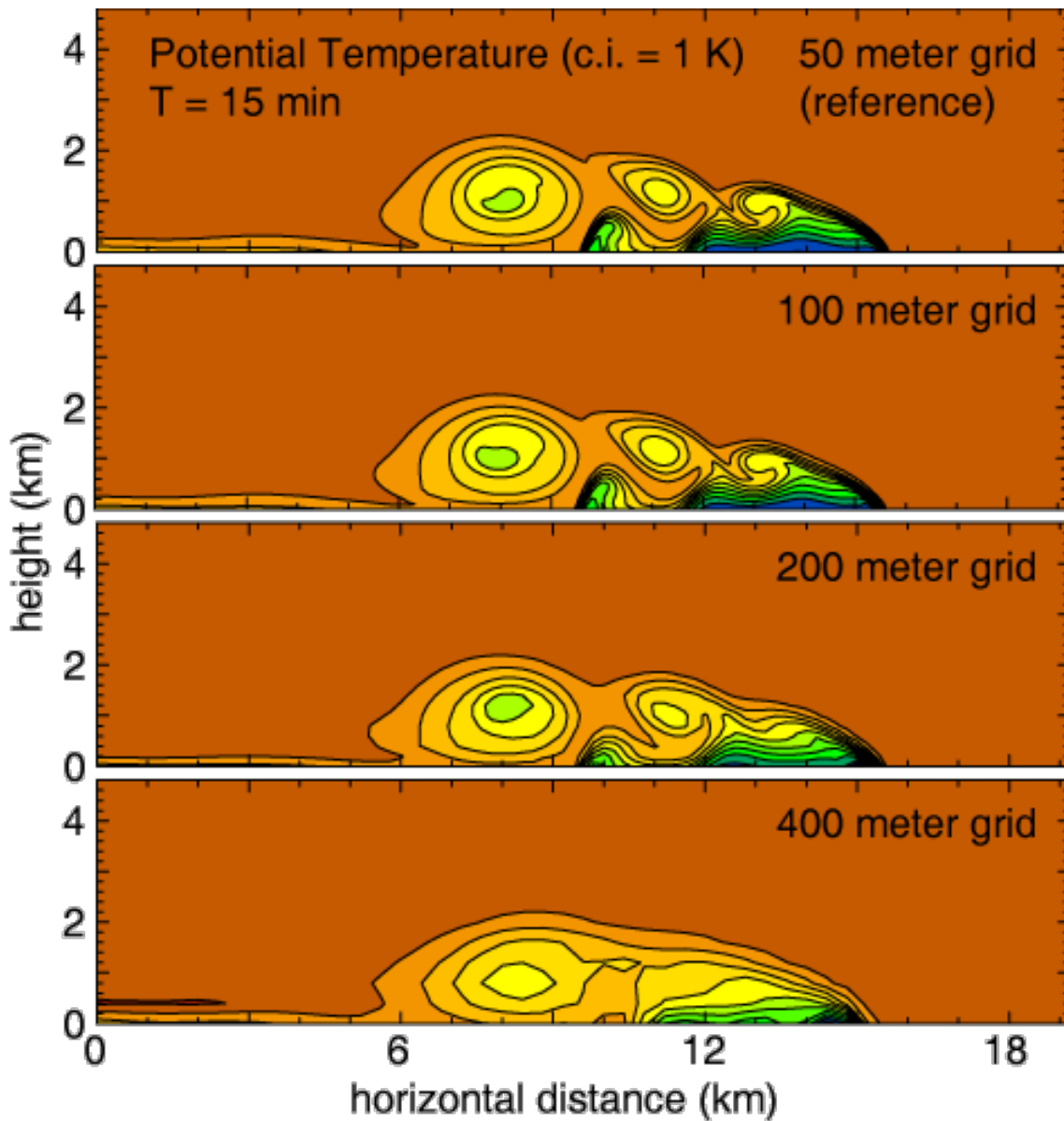


Idealized Cases: 2d gravity (density) current

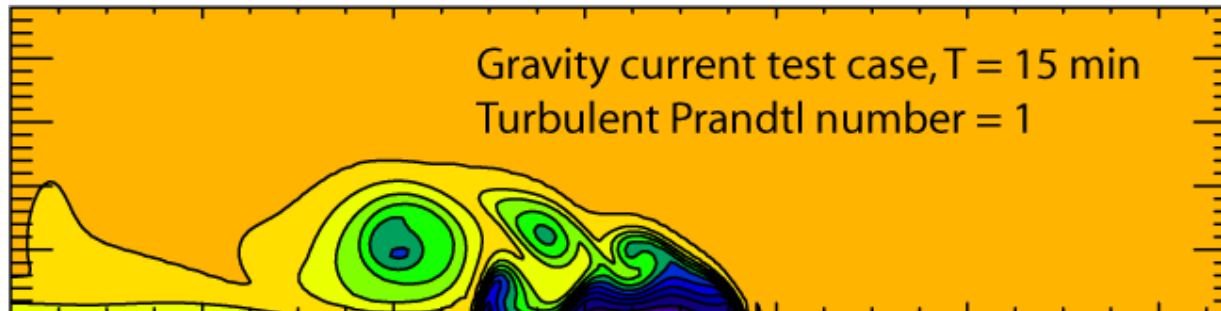
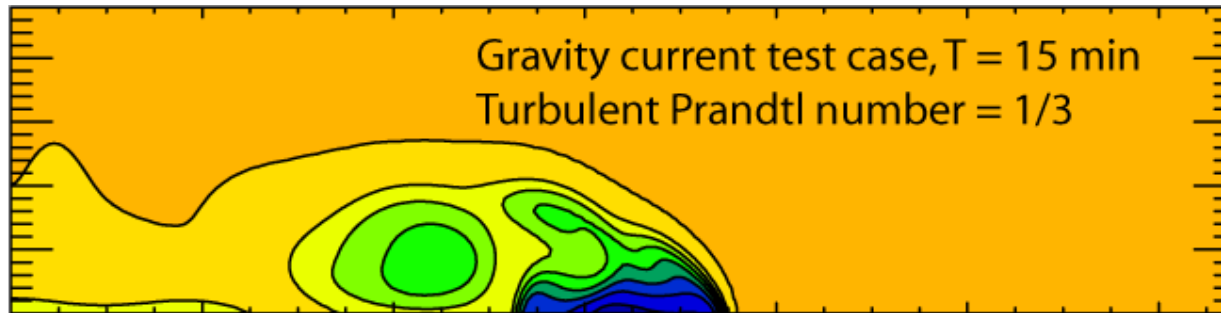
Default case, $dx = 100$ m,
5th order upwind advection,
uses namelist.input.100m

$dx = 200$ m,
5th order upwind advection,
use namelist.input.200m

$dx = 400$ m,
5th order upwind advection,
use namelist.input.400m



Idealized Cases: 2d gravity (density) current



The turbulent Prandtl number in WRF is $1/3$, and the default WRF test case will give this solution.

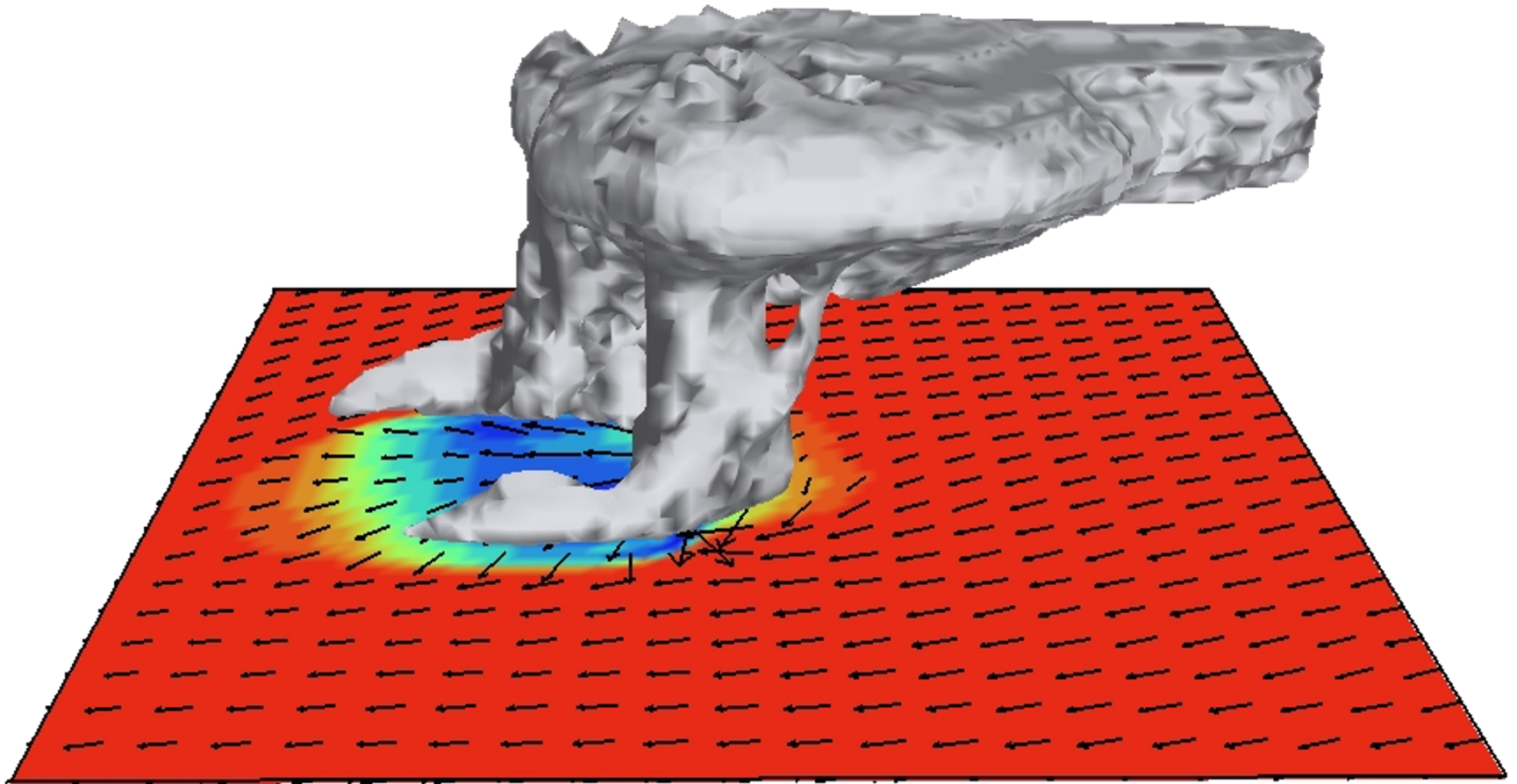
To recover the Straka et al (1993) solution, change the parameter *Prandtl* to 1 (from $1/3$) in *WRF/share/module_model_constants.F*

Idealized Cases: 3d supercell thunderstorm

Height coordinate model

($dx = dy = 2$ km, $dz = 500$ m, $dt = 12$ s, $160 \times 160 \times 20$ km domain)

Surface temperature, surface winds and cloud field at 2 hours



Idealized Cases: 3d Large Eddy Simulation (LES)

Initialization code is in

WRF/dyn_em/module_initialize_ideal.F

Test case directory is in

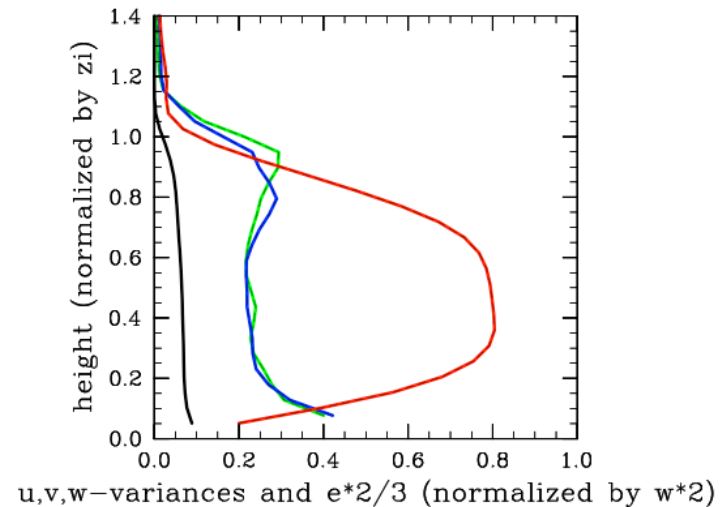
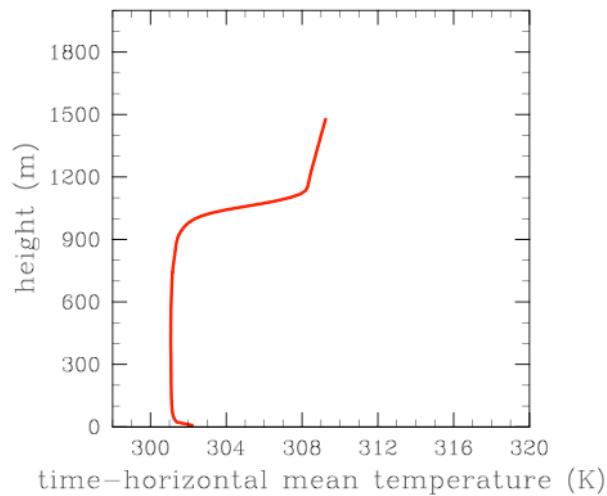
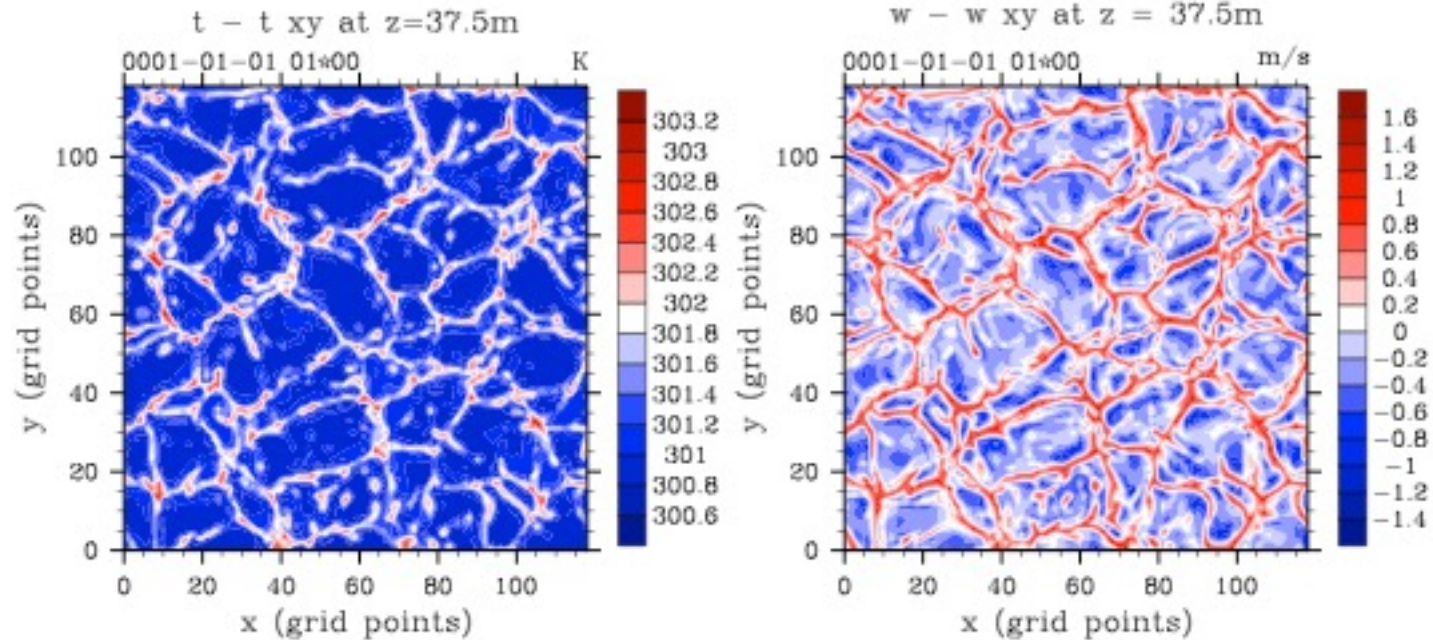
WRF/test/em_les

The default case is a large-eddy simulation of free convective boundary layer with no winds. The turbulence of the free CBL is driven and maintained by namelist-specified surface heat flux.

An initial sounding with mean winds is also provided.

Reference: Moeng et al. 2007 MWR

Idealized Cases: 3d Large Eddy Simulation (LES)



Idealized Cases: 3d tropical cyclone

Default vortex:

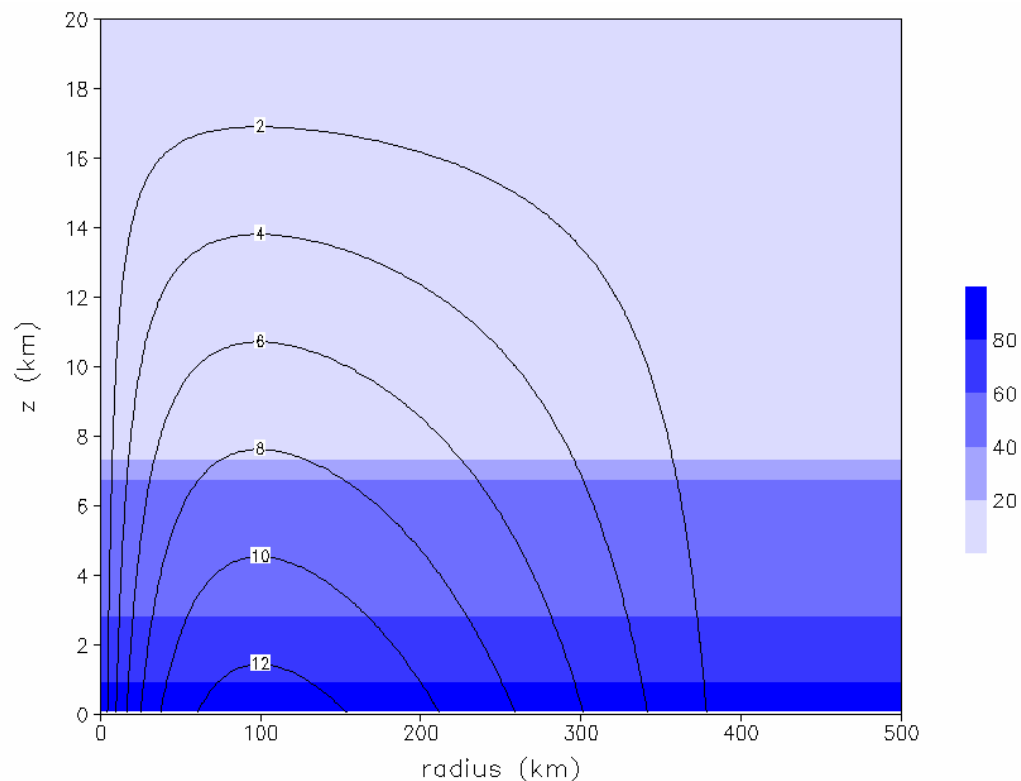
- weak (12.9 m/s) axisymmetric analytic vortex (Rotunno and Emanuel, 1987, JAS)
- placed in center of domain
- in “module_initialize_tropical_cyclone.F” users can modify initial size and intensity (see parameters r0, rmax, vmax, zdd)

Default environment:

- mean hurricane sounding from Jordan (1958, J. Meteor.)
- SST = 28 degrees C
- $f = 5e-5 \text{ s}^{-1}$ (20 degrees North)

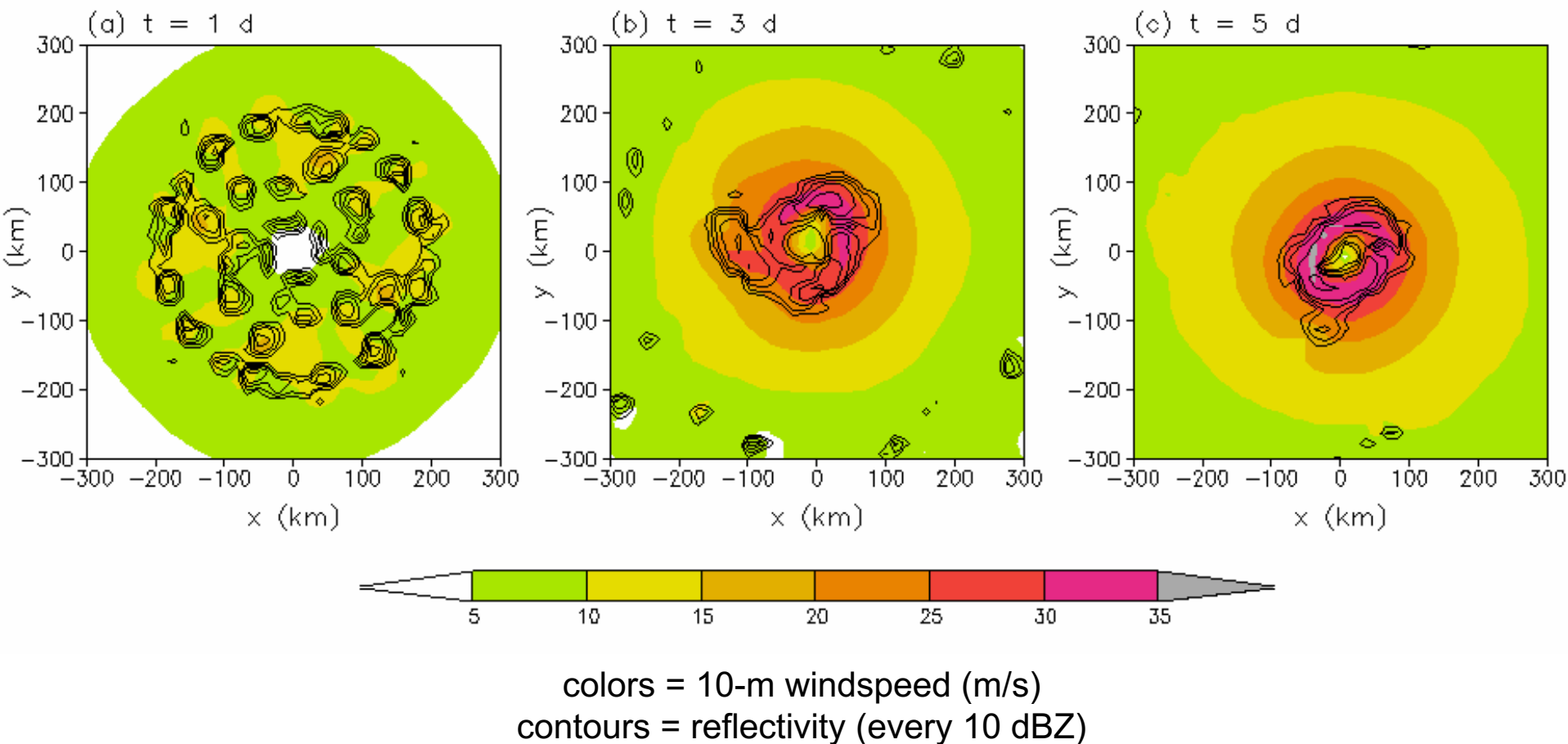
Default domain:

- 3000 km x 3000 km x 25 km domain
- default dx,dy is only 15 km: useful for quick tests of new code (i.e., new physics schemes); research-quality studies should use smaller dx,dy



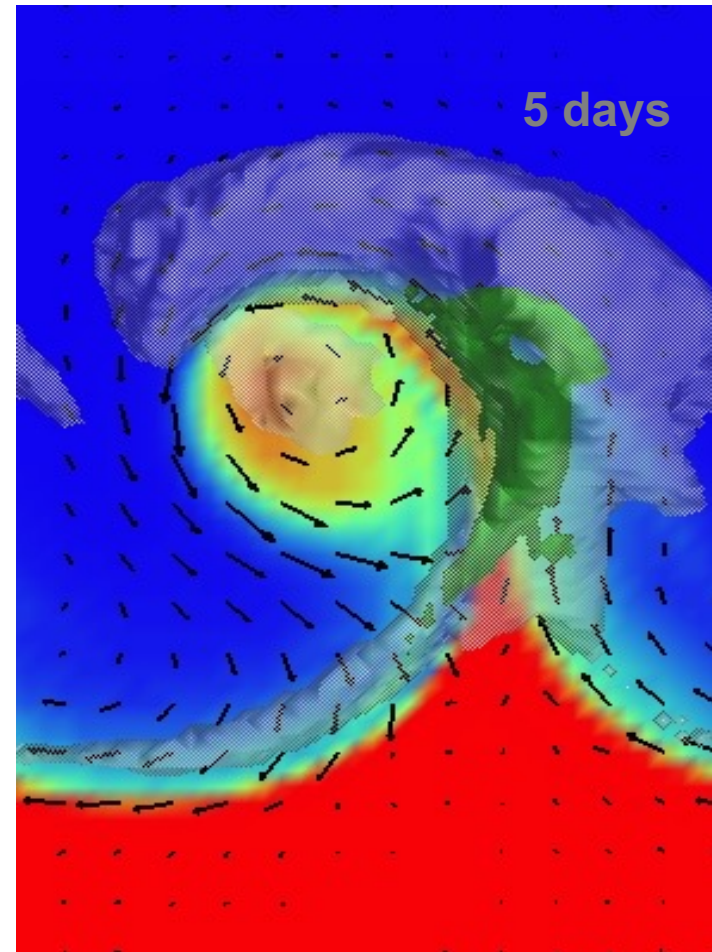
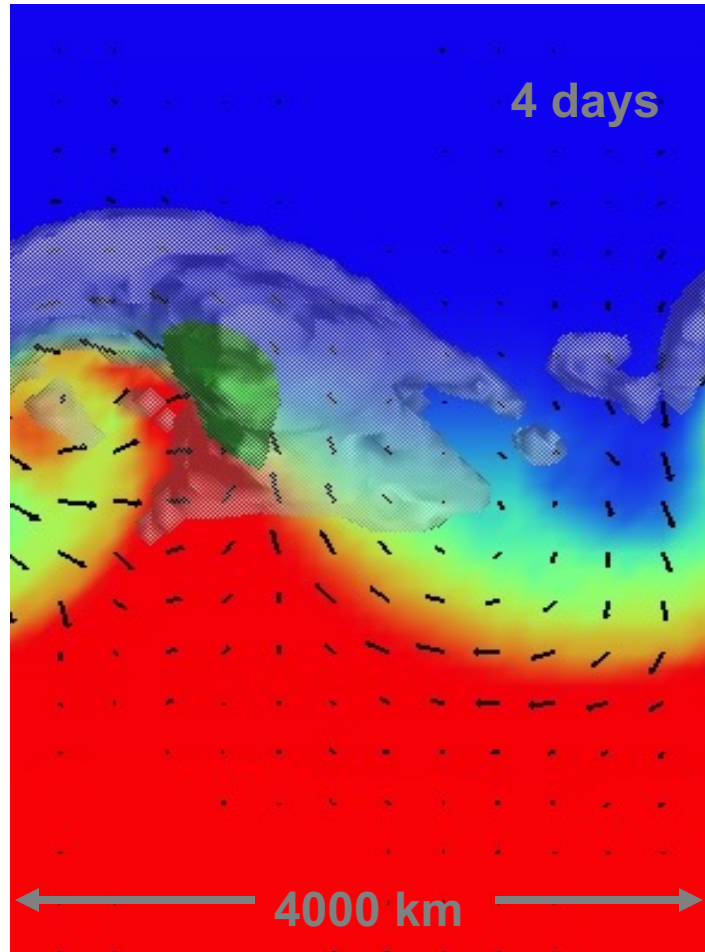
colors = relative humidity (%)
contours = azimuthal velocity (m/s)

Idealized Cases: 3d tropical cyclone



Idealized Cases: baroclinic wave in a channel

Height coordinate model ($dx = 100$ km, $dz = 250$ m, $dt = 600$ s)
Surface temperature, surface winds, cloud and rain water



Idealized Cases: baroclinic wave in a channel

Initialization code is in

WRF/dyn_em/module_initialize_ideal.F

The initial jet (y,z) is read from the binary input file

WRF/test/em_b_wave/input_jet

The initial perturbation is hardwired in the initialization code.

Idealized Cases: baroclinic wave in a channel

Default configuration in

WRF/test/em_b_wave/namelist.input

runs the dry jet in a periodic channel with dimension
(4000 x 8000 x 16 km) (x,y,z).

Turning on any microphysics

(`mp_physics > 0` in `namelist.input`) puts moisture
into the model state.

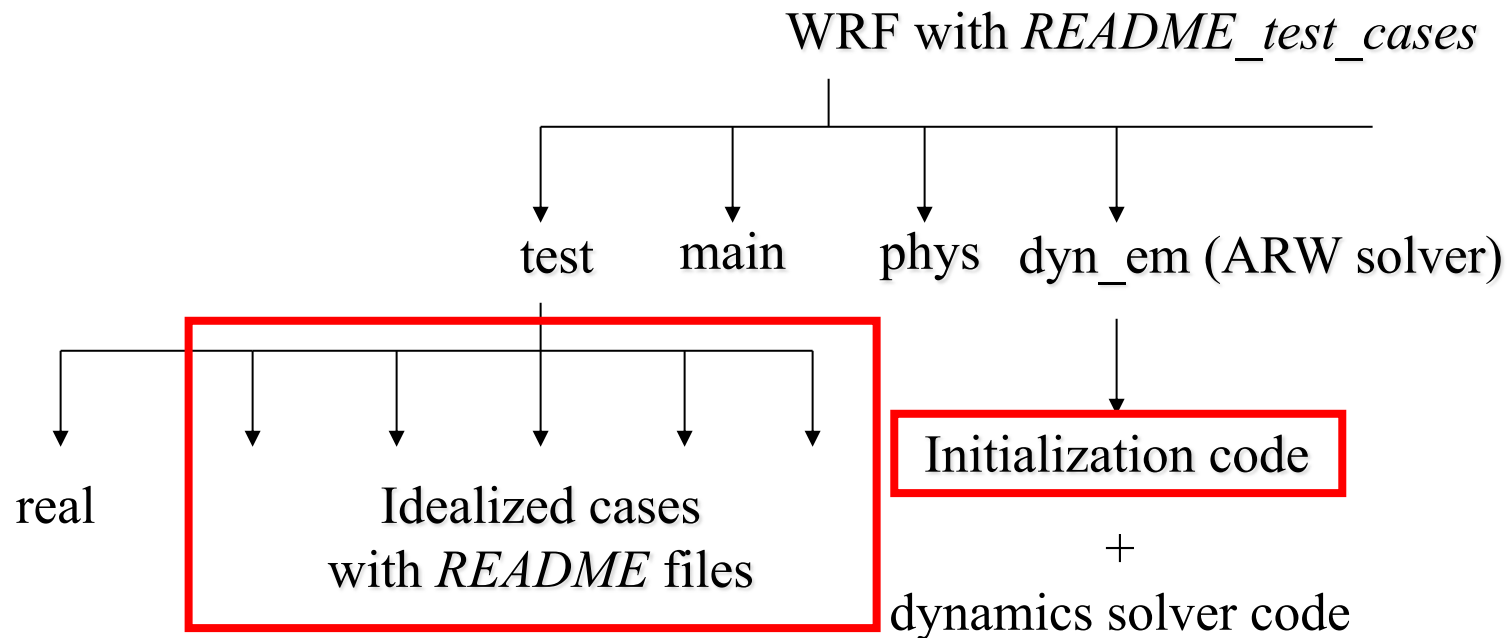
The initial jet only works for $dy = 100$ km and
81 grid points in the y (south-north) direction.

Idealized Cases: More information

Descriptions:

WRF/README_test_cases

WRF/test/em_/README*



Idealized Test Cases for the WRF ARW Model V4.5

- 2D flow over a bell-shaped mountain – *WRF/test/em_hill2d_x*
 - 2D squall line (x, z ; y, z) – *WRF/test/em_squall2d_x, em_squall2d_y*
 - 2D gravity current – *WRF/test/em_grav2d_x*
 - 2D sea-breeze case – *WRF/test/em_seabreeze2d_x*
 - 3D large-eddy simulation case – *WRF/test/em_les*
 - 3D quarter-circle shear supercell thunderstorm – *WRF/test/em_quarter_ss*
 - 3D convective radiative equilibrium test – *WRF/test/em_convrad*
 - 3D baroclinic wave in a channel – *WRF/test/em_b_wave*
- These cases are initialized using *dyn_em/module_initialize_ideal.F*
- 3D global: Held-Suarez case – *WRF/test/em_heldsuarez* and *dyn_em/module_initialize_heldsuarez.F*
 - 1D single column test configuration – *WRF/test/em_scm_xy* and *dyn_em/module_initialize_scm.F*
 - 3D fire model test cases – *WRF/test/em_fire* and *dyn_em/module_initialize_fire.F*
 - 3D tropical cyclone – *WRF/test/em_tropical_cyclone* and *dyn_em/module_initialize_tropical_cyclone.F*

Idealized Cases: More information

Descriptions:

WRF/README_test_cases

WRF/test/em_/README*

